

Set 3

Day 1

FAMILY MORNING FITNESS

Mini golf home challenge - see attached sheet. Build and play your own mini golf course.

LITERACY

Daily Reading - Each morning read a book of your choice and add it to your Reading Log (to be used every day).

Phonemic Awareness - Learning Intention: To hear the final sound in a one syllable word.

Follow the instructions on the "phonemic awareness - final sounds" sheet to complete the activity.

Phonics - Learning Intention: To read and write words with the digraph "ck".

To see Mr Thorne and Geraldine Giraffe demonstrate the "ck" digraph, watch the following video:

<https://www.youtube.com/watch?v=vlEN5AbHWak>

Children independently sound out and blend (read) the "ck" words on the sheet, then ask a family member to call out each word and write it in your writing journal.

* *If your child needs a challenge*: write your 'ck' words into sentences.

Reading - Learning Intention: To predict and justify what a book might be about using the title and front cover.

This week we will be completing our Literacy activities based on the book "Henny Penny" by H. Werner Zimmermann. Today's activity is a book prediction. Please see the attached sheet with the front cover of the book "Henny Penny" and a definition of the reading strategy: predicting. Please discuss what predicting is with your child before orally answering the two questions at the bottom.

Spelling - Look, Say, Cover, Write & Check (using the spelling list provided through Seesaw)

BREAK

LITERACY

Handwriting - Learning Intention: To form the upper and lower-case Aa correctly on dotted thirds.

Watch the Aa handwriting video uploaded on Seesaw demonstrating how to correctly form your letters on the dotted thirds sheet attached.

Writing - Learning Intention: To sound out and write my words by myself.

Think back to your oral prediction for the story "Henny Penny" and ask your child to write their responses to the questions in their writing journal. Remind your child to sound out their words by themselves. *(Parents: it is really important in Year 1 that your child attempts to sound out and write unknown words independently. We understand that all words will not be spelt correctly. If a word is unrecognisable, we would appreciate if you wrote their intended word above in pen to support us with marking.)*

BREAK

MINDFULNESS CHOICES www.smilingmind.com.au/

Journal Writing / Colouring

NUMERACY

Basic Facts - Learning Intention: To recall your doubles facts to 10 from memory.

Please watch the video link to help explain the doubles strategy: <https://www.youtube.com/watch?v=At0QuRa90rs>

Use your Double Facts Poster from your Resource Pack to revise your doubles facts (eg. 2+2=4 and 5+5=10).

* *Challenge*: roll a dice and double the number. You may like to write your equations in your writing journal.

Place Value Activity - Learning Intention: To skip count by 10s to 100 and beyond.

Skip counting by 10s sheet attached. Count by tens and draw a circle around the numbers you land on (eg. 10, 20...)

BREAK

SCIENCE

Months and Seasons – watch the Seesaw video about Science for the week. Cut out and glue the months and seasons of the year in order, along with a picture to match each one. Discuss each season and what weather is typical for each time of the year.

BEDTIME STORY

Choose a book you could read with your child and/or family before bed 😊

HOME CHALLENGE: MINI GOLF



BUILD AND PLAY YOUR OWN MINIGOLF COURSE!

Here are some ideas to build
your course:

Use anything as a club and
ball, pool noodle, cardboard
tube, rolled up socks, rolled
up paper

Here are some tips for
striking skills:

- ✓ Hands together
- ✓ Stand side on
- ✓ Writing hand at the bottom
- ✓ Eyes on the ball

Obstacles:

- Toys
- Teddies
- Ramps
- Blocks
- Chairs

Boundaries:

- Wood
- Walls
- Blocks
- Books

The Hole:

- Jar
- Toilet roll
- Bucket
- Cup

PLAN YOUR COURSE

START

FINISH

MY READING LOG

Date	Book Title	My Rating	Parent Signature
		😊 😐 😞	
		😊 😐 😞	
		😊 😐 😞	
		😊 😐 😞	
		😊 😐 😞	
		😊 😐 😞	
		😊 😐 😞	
		😊 😐 😞	
		😊 😐 😞	
		😊 😐 😞	
		😊 😐 😞	
		😊 😐 😞	
		😊 😐 😞	
		😊 😐 😞	
		😊 😐 😞	
		😊 😐 😞	



Phonemic Awareness - Final Sounds

Choose a box of words below. Ask a family member to complete the following listening activity with you. The final sound is the last sound you hear in the word (not the letter name).

Family Member: "Say the word ____" (eg. bat)

Child: "____" (eg. bat)

Family Member: "What is the final sound you hear?"

Child: "____" (eg. 't')

<p>Word: cat</p>	<p>Word: bed</p>	<p>Word: bit</p>
<p>Word: dog</p>	<p>Word: hug</p>	<p>Word: bed</p>
<p>Word: cap</p>	<p>Word: pin</p>	<p>Word: bun</p>

ck

duck

chick


back

shock

thick

deck

This week's activities based on the book...







Predicting: Predicting is a reading strategy that good readers use to help understand what the book might be about. We can use clues such as the title ("Henny Penny") and the front cover picture to make our prediction.

- 1) What do you predict this book might be about?
- 2) Give two reasons why you made this prediction.



Look, Say, Cover, Write, Check



 Look, Say, Cover		 Write and Check		 Write and Check		 Write and Check	




A A A

e e e

at and at


sa pa



Skip Counting



Let's skip count by 10s



Count by 10s and draw a circle around the numbers you land on.

1	2	3	4	5	6	7	8	9	10
11	12	13	14	15	16	17	18	19	20
21	22	23	24	25	26	27	28	29	30
31	32	33	34	35	36	37	38	39	40
41	42	43	44	45	46	47	48	49	50
51	52	53	54	55	56	57	58	59	60
61	62	63	64	65	66	67	68	69	70
71	72	73	74	75	76	77	78	79	80
81	82	83	84	85	86	87	88	89	90
91	92	93	94	95	96	97	98	99	100



Months and Seasons Cut and Paste

Cut out and order the months and seasons of the year.

May

April

March

October

December

January

August

November

July

June

February

September

