

## Set 2

### Day 4

#### MORNING MEETING VIDEO

Seesaw

#### FAMILY MORNING FITNESS

Family Dance Off!

#### LITERACY

**Daily Reading** - Each morning listen to your child read a book of their choice.

**Phonics** - Go through your Phase 2 and Phase 3 desk mats from the 'Resource Pack'. Remember to give the name of the letter and the sound it makes. When you come across digraphs and trigraphs you need to say the sound that all the letters make together. See the Seesaw video for pronunciation if needed.

Today we are consolidating the sh, ch and th digraphs. A digraph is two letters that make one sound. Here is a video that explains what a digraph is: [https://www.youtube.com/watch?v=NK8\\_Tvu6bJk](https://www.youtube.com/watch?v=NK8_Tvu6bJk)

Complete the colour by digraph sheet attached. Read the words on the pirate ship and colour them in according to the colour code key at the bottom of the sheet.

**Reading** - Listen/read the story "The Gruffalo" <https://www.youtube.com/watch?v=LshGQmaJc9I> . Try reading some of the story yourself! Blend your sounds together if you get stuck on a word.

**Epic!** - Don't forget you can log on to Epic and access all the amazing books on there.

**Spelling** - Test day. Please get a family member to call out your spelling words one at a time and write them in your journal. Make sure you take a photo of your test words so that an updated spelling list can be sent to you via Seesaw. Remember you are not to have help to write these words – it is OK to have mistakes 😊

#### BREAK

#### LITERACY

**Handwriting** - Complete all lower case and upper case letters in the plastic sleeve for handwriting. Make sure you use a texta so you can erase it when finished and reuse it tomorrow.

**Writing** - Decide what is your favourite part of the story "The Gruffalo" and write about it on the sheet attached. Don't forget to use full sentences – a capital letter at the beginning of the sentence and for a name, full stop at the end of the sentence, finger spaces between your words, sounding out your words and to focus on forming your letters correctly.

#### BREAK

#### MINDFULNESS CHOICES

Cosmic yoga- Frank the Frog [https://www.youtube.com/watch?v=TY8xx7c6\\_z0&t=354s](https://www.youtube.com/watch?v=TY8xx7c6_z0&t=354s) / Journal Writing/ Colouring

#### NUMERACY

**Oral counting** to 100. Click on the link and have fun counting!

<https://www.youtube.com/watch?v=cVwjmc-gpBU>

**Basic Facts** - Complete the laminated Number Bonds and counting forwards/backwards activities from the 'Resource Pack'. Look out on Seesaw for your six numbers for the forwards/backwards activity. If you do not have dice at home, use the ones you made previously from the template provided.

**100 Chart** - Complete the 100 chart attached. Make sure you focus on forming your numbers correctly.

#### BREAK

#### SCIENCE

See the five-day weather report sheet. Students can use pictures, words and temperature readings to complete a weather report over the space of five days.

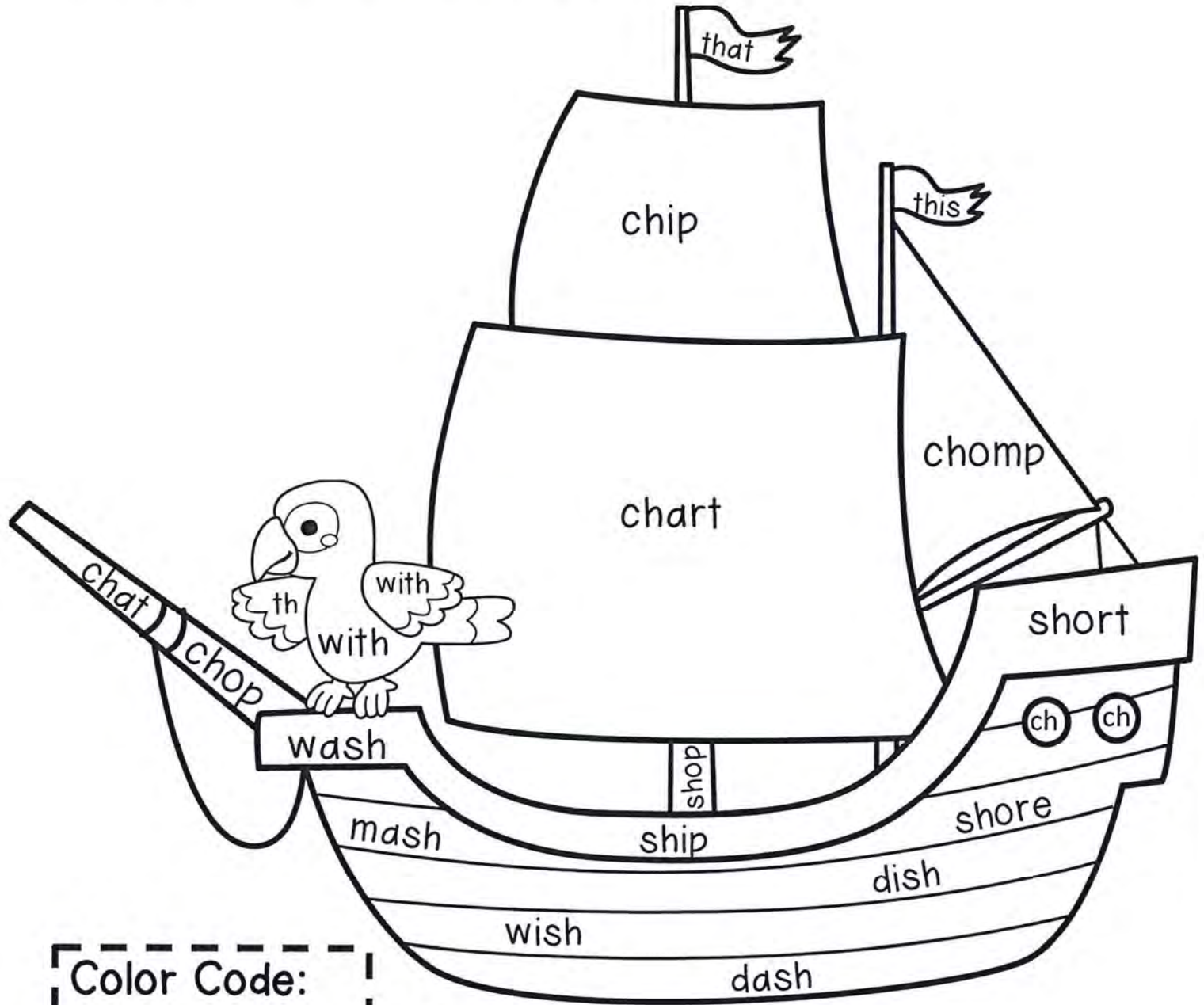
**BEDTIME STORY**

Choose a book you could read with your child and/or family before bed 😊

Name: \_\_\_\_\_

# Color by Digraph- ch, sh, th

Read the words and color by code

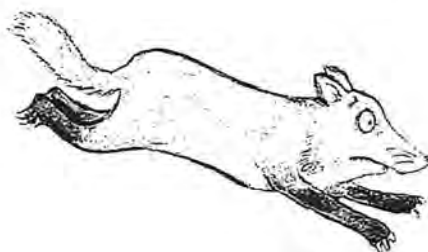
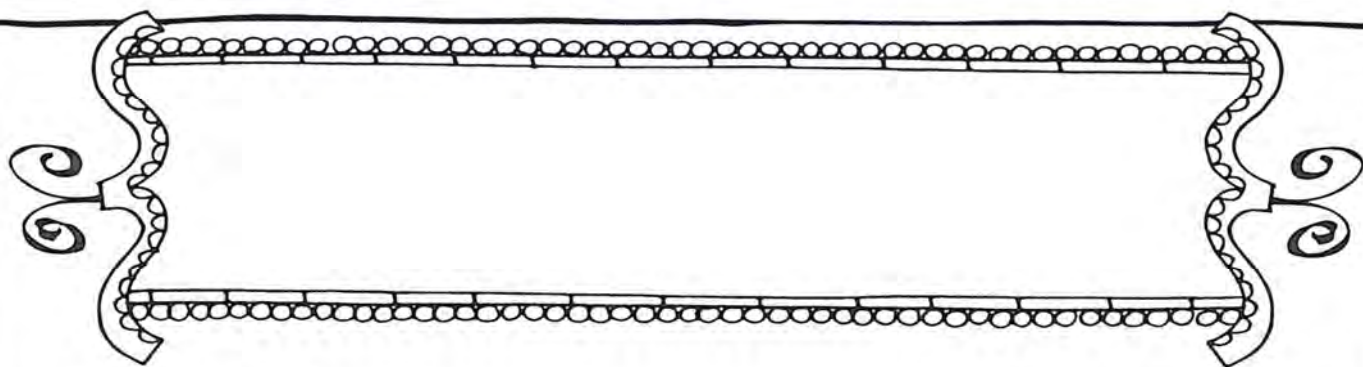


Color Code:

Ch- black

Sh- brown

Th- red



Retell your favourite part of the story.

---

---

---

---


---

---

---


---

# I-100 chart





Friday



# Five Day Weather Report

Each day this week, take a look at what is happening with the weather where you live. For that day, draw a picture to show what the weather is like and write words to describe it. If you have a thermometer, you can measure the temperature outside. Otherwise, ask someone to check the temperature for your area on their phone. Happy weather watching.

	Monday	Tuesday	Wednesday	Thursday	Friday
Picture					
Describing Words					
Temperature					