

Set 2

Day 2

MORNING MEETING VIDEO

Seesaw

FAMILY MORNING FITNESS

Brisk Family Walk (30 mins)

LITERACY

Daily Reading - Each morning listen to your child read a book of their choice.

Phonics - Go through your Phase 2 and Phase 3 desk mats from the 'Resource Pack'. Remember to give the name of the letter and the sound it makes. When you come across digraphs and trigraphs you need to say the sound that all the letters make together. See the Seesaw video for pronunciation if needed.

Today we are consolidating the 'sh' and 'ch' digraphs. A digraph is two letters that make one sound. Here is a video that explains what a digraph is: https://www.youtube.com/watch?v=NK8_Tvu6bJk

Mr Thorne and Geraldine Giraffe "sh": https://www.youtube.com/watch?v=RCRqtFBQ_2k&t=15s

Mr Thorne and Geraldine Giraffe "ch": <https://www.youtube.com/watch?v=SEoednLrsMY&t=12s>

Write some words that contain the sh and ch digraphs in your journal.

Reading - Listen to the story "The Gruffalo" <https://www.youtube.com/watch?v=LshGQmaJc9I>. Complete the syllable sort sheet attached. Cut the pictures out and glue them into the correct column according to whether it contains 1, 2 or 3 syllables. Look out on Seesaw for a video on how to body beat your syllables.

Epic! - Don't forget you can log on to Epic and access all the amazing books on there.

Spelling - Look, Say, Cover, Write & Check (using the spelling list provided through Seesaw)

BREAK

LITERACY

Handwriting - Complete all lower case and upper case letters in the plastic sleeve for handwriting (from last week). Make sure you use a texta so you can erase it when finished and reuse it tomorrow.

Writing - Gruffalo story response sheet attached. Colour in the smiley face to describe how the story made you feel, then use the lines to respond to the statement "If I could change the story, I would add this part..."

BREAK

MINDFULNESS CHOICES

Cosmic yoga- Fernando the silver fox <https://www.youtube.com/watch?v=XU1y7pX7dNo&t=31s>

Journal Writing / Colouring

NUMERACY

Oral counting to 100. Click on the link and have fun counting! <https://www.youtube.com/watch?v=e0dJWfQHF8Y>

Basic Facts - Complete the laminated Number Bonds and counting forwards/backwards activities from the 'Resource Pack'. Look out on Seesaw for your six numbers for the forwards/backwards activity. If you do not have dice at home, use the ones you made yesterday from the template provided.

Number Facts - Pairs of numbers that total 10, eg. 6+4=10 and 8+2=10 (complete sheet)

Colour in the rainbow. Use the rainbow to follow the coloured arch to find which two numbers equate to 10 and complete the number sentences.

BREAK

SCIENCE

Watch the Seesaw video. See the weather word sheet attached. Students can draw a picture to match each of the weather words shown.


BEDTIME STORY

Choose a book you could read with your child and/or family before bed 😊


The Gruffalo - syllable sort

Cut the pictures/words below and glue them in the correct column according to how many syllables they have.


1 syllable	2 syllables	3 syllables




Gruffalo




Owl




Mouse



Snake












orange eyes



whiskers



Look, Say, Cover, Write, Check

   Look, Say, Cover	  Write and Check	  Write and Check	  Write and Check

MY STORY RESPONSE

for *The Gruffalo*

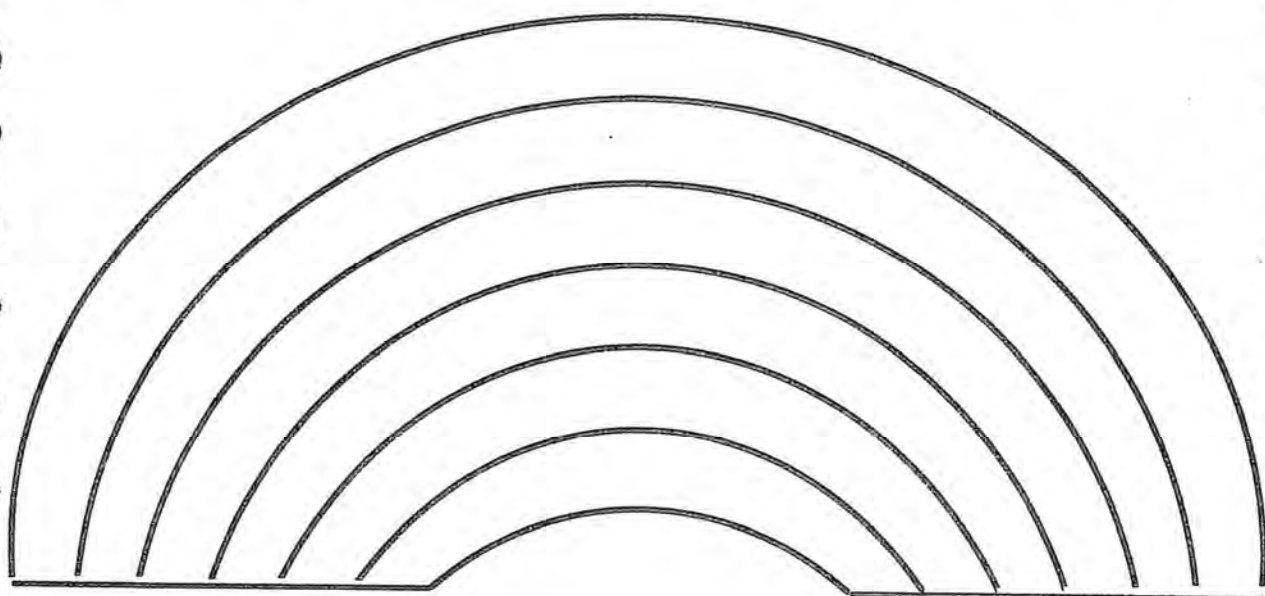
I thought the story was:



If I could change the story, I would add this part: _____



RAINBOW TO 10



0 1 2 3 4 5

5 6 7 8 9 10

$$_ + _ = _$$

$$_ + _ = _$$

$$_ + _ = _$$

$$_ + _ = _$$

$$_ + _ = _$$

$$_ + _ = _$$

HOW
MANY
WAYS
CAN YOU
MAKE
10?

$$_ + _ = _$$

$$_ + _ = _$$

$$_ + _ = _$$


$$_ + _ = _$$

$$_ + _ = _$$

$$_ + _ = _$$

WEATHER WORDS

Hello students! Today we are learning to use pictures to represent different weather words. For each word below, draw a picture that you think matches the word. Afterwards, you can cover the word and ask someone to guess what the word is using your picture as a clue. Have fun and stay safe. From Mr Liackman.

Cloudy ↓ 	Sunny ↓
Windy ↓ 	Rainy ↓
Hot ↓ 	Warm ↓
Cool ↓ 	Cold ↓