

Set 1

Day 4

MORNING MEETING VIDEO SeeSaw

MORNING FITNESS

Just Dance -That Power <https://www.youtube.com/watch?v=f3XyYOLfTU4>

LITERACY

Morning reading

Each morning have your child read a book to you of their choice. Encourage them to use reading strategies such as sounding out, chunking, pointing to the words, looking at the pictures, flipping the vowel sound (short and long) and re-reading. Complete the Story map attached.

Comprehension

Read the duck got lost comprehension sheet and answer the questions attached.

Brain Break – YouTube: Milkshake Koo Koo Kanga Roo (<https://www.youtube.com/watch?v=dNL6RwymoNg>)

Spelling – Use spelling lists provided to you on seesaw

Complete the sheet **Look, Say, Cover, Write & Check**

CRUNCH & SIP

LITERACY

Handwriting: - Complete all lower case and upper case letters in the plastic sleeve for handwriting. Make sure you use a texta so you can erase it when finished and reuse it tomorrow.

Writing journal Sentence starter: *The Astronaut landed on the moon and...*

Please complete this sentence starter in your dotted thirds writing book. Have a go at adding in nouns and adjectives. Take a picture of your writing and send it to us on seesaw! We look forward to seeing your writing.

Sight words:

Complete a colour by sight words sheet.

LUNCH

MINDFULNESS

Complete dinosaur colouring in sheet provided.

Send a picture through seesaw when you are finished so we can see all the amazing work.

NUMERACY

Basic Facts- Complete colour by addition giraffe sheet (Add the numbers together and use the key at the bottom to see what colour the square needs to be. When completed a picture will appear.

Complete the Animal positional language sheet. Fill out the gaps with the appropriate language as provided on the sheet.

Prime activity: Adding using number bonds AND understanding 'more' Complete the sheets attached.

AFTERNOON RECESS

MUSIC

Make your own tin can drums. Help your child make tin can drums and decorate them. You will need a used tin can, a balloon, some sticky tape and 2 small sticks. Guide video: <https://youtu.be/yXp51Nv5Avk>
Practice some drum beats with your new tin can drums: <https://youtu.be/8qVulT1NEvo>
Play the drum beats shown in the music video 'Zimbole': <https://youtu.be/zmrQY3akU7Q>


Story Map

Title _____

Characters



Setting



What else happened?

Problem

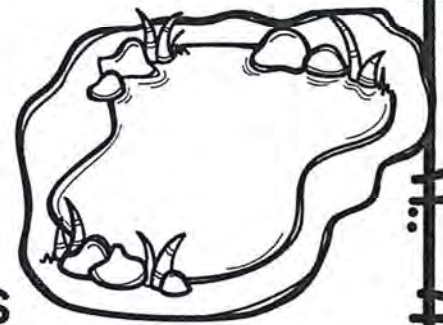


Solution



Name: _____

The duck got lost at the pond. The duck was behind some bushes. The pond was not easy to find. The duck kept waddling around. Then it finally found the pond!



Let's Think About It:

1. Where does this story take place?

2. What happened to the duck at the pond?

3. Why was the pond not easy to find?

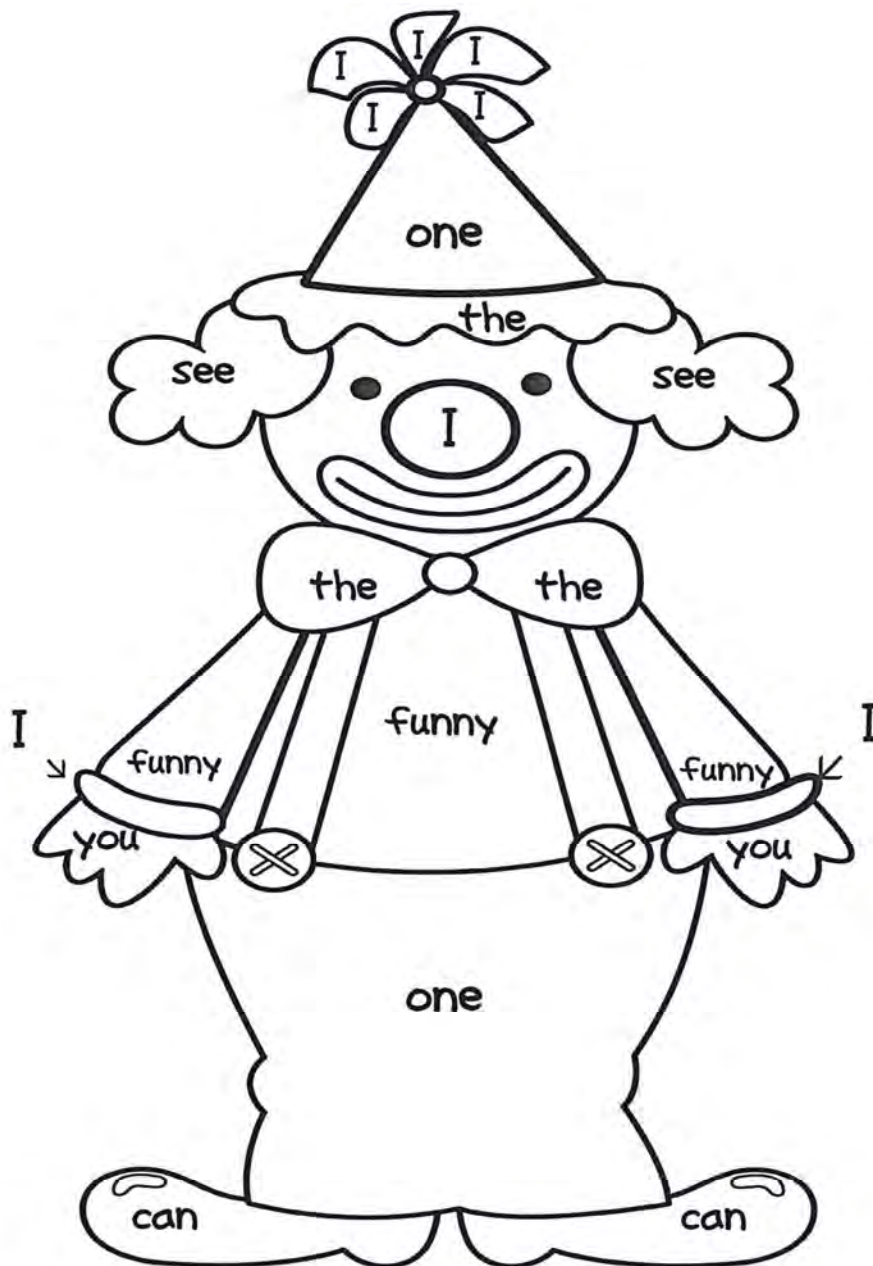


COLOR BY SIGHT WORD

(read a sight word sentence)

Color Code:


I=red see=green one=blue funny=purple
can=black you=orange the=yellow



Read the sentences:

I see one funny clown.

Can you see the funny clown?



Name: _____

Date: _____

Giraffe


1+2	2+2	0+2	1+0	0+4	1+4	1+4	0+2	1+3	0+5	1+4	1+3	3+1	1+0	1+3	2+3	3+1	3+2	3+0
0+5	1+0	1+0	0+4	0+1	0+4	2+2	1+4	0+1	5+0	4+1	2+3	3+2	1+0	5+0	3+0	4+1	4+0	1+4
1+0	1+2	1+3	3+0	2+3	4+0	5+3	1+0	1+0	3+0	1+1	3+1	3+1	3+2	5+0	1+3	0+4	3+2	0+2
4+0	5+0	0+2	6+10	2+4	2+4	1+4	2+2	0+4	1+1	5+0	4+0	2+0	1+0	2+2	3+1	3+0	1+3	1+3
1+3	2+5	4+3	4+3	6+1	9+0	1+3	0+4	2+3	5+0	4+0	3+1	2+1	1+0	0+1	3+2	1+2	3+2	1+4
2+0	6+0	0+6	2+5	4+4	5+5	2+3	0+1	2+2	1+2	0+5	3+0	2+2	2+2	2+1	1+0	2+3	3+1	0+2
5+0	1+3	0+1	4+0	3+5	9+0	8+3	3+2	1+0	0+3	3+1	5+0	3+2	1+3	4+1	0+4	0+4	1+1	2+2
3+0	1+3	3+0	4+0	3+9	8+1	10+1	2+0	1+3	1+1	2+1	1+3	0+2	1+3	0+3	5+0	0+2	3+0	0+4
1+2	3+1	1+3	1+3	0+8	7+3	6+6	2+3	5+0	1+4	0+2	1+4	0+4	5+0	4+1	1+3	0+2	2+1	1+4
1+3	0+5	0+1	0+3	3+3	9+5	5+7	1+4	3+2	3+0	3+1	0+1	3+0	1+3	0+3	0+1	2+2	1+4	2+1
1+3	1+1	2+0	2+0	8+0	5+5	3+10	0+2	3+1	2+0	0+3	5+0	2+0	0+3	3+0	2+0	0+5	1+0	3+2
0+5	1+4	2+1	3+0	4+7	3+7	4+6	3+7	3+10	3+4	4+6	6+3	5+6	2+7	2+0	0+5	1+0	3+1	0+5
3+1	0+5	1+3	3+1	8+0	2+5	3+6	9+5	6+3	2+6	9+6	4+6	7+1	2+2	3+3	2+0	0+2	2+3	4+0
3+2	1+3	1+4	1+3	0+9	4+8	6+1	3+4	2+7	5+8	9+0	2+4	10+4	1+1	0+3	3+6	5+0	2+3	2+2
5+0	1+3	1+1	2+2	3+5	1+1	8+1	3+0	0+3	2+0	4+9	3+1	5+5	0+2	0+3	9+0	4+0	3+1	4+1
2+1	1+4	2+1	4+0	6+1	0+5	10+1	0+2	1+4	1+3	1+9	1+2	7+3	0+2	3+0	1+0	0+2	1+0	2+1
0+1	3+1	5+0	5+0	5+9	1+4	2+6	2+3	1+4	2+3	5+4	2+0	10+2	1+2	0+1	2+2	0+3	0+4	0+1
0+3	1+1	0+2	0+5	5+1	2+3	5+4	1+4	3+2	0+2	4+10	4+0	6+1	3+1	1+3	5+0	0+4	2+2	1+2
10+7	10+10	9+10	10+7	3+6	9+7	9+5	6+10	10+10	10+9	7+3	10+7	8+0	9+7	9+7	9+9	9+8	8+8	8+9
8+9	10+9	10+10	10+8	7+9	9+9	6+10	7+9	10+6	9+9	10+6	8+8	9+7	8+10	9+8	9+7	10+10	10+10	6+10

Key:

1-5	Blue
6-10	Yellow
11-15	Brown
16-20	Black

Name: _____

Date: _____



above

beneath

right

in front

left

below

next to

far

on

under



between

The  is of the .

The  is to the of the .

The  is the bridge.

The  are away.

The  is to the of the .

The  is the .


The  is the bridge.

The  is the .

The  is the .

The  is the .

The  is the rocks.

and the .

Name: _____

Date: _____

2

Unit 2

Lesson 1: Adding using number bonds

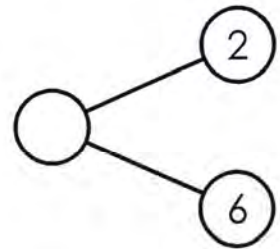
More Practice

1. Fill in the missing numbers.

a)



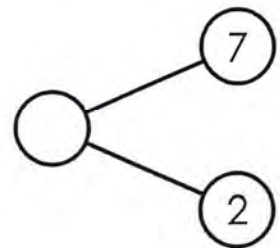
$$2 + 6 = \underline{\quad}$$



b)

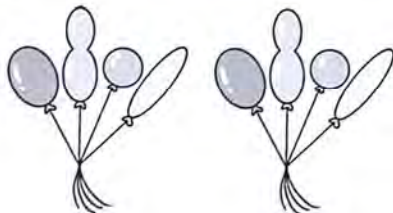


$$7 + 2 = \underline{\quad}$$



2. Add. Draw number bonds to help you.

a)



$$4 + 4 = \underline{\quad}$$

b)

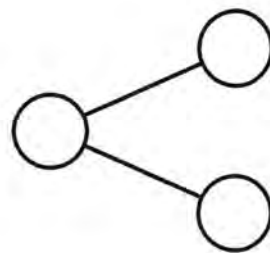


$$8 + 1 = \underline{\quad}$$

Name: _____

Date: _____

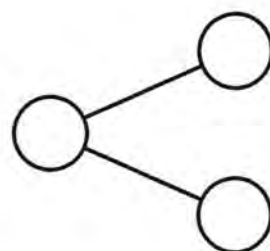
3. Fill in the missing numbers.



How many bows are there altogether?

$$1 + 5 = \underline{\hspace{2cm}}$$

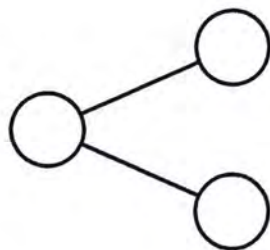
There are _____ bows altogether.



What is the total number of carrots?

$$2 + 3 = \underline{\hspace{2cm}}$$

The total number of carrots is _____.



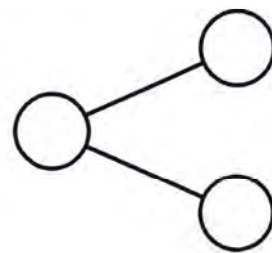

How many boxes are there in total?

$$3 + \underline{\hspace{2cm}} = \underline{\hspace{2cm}}$$

There are _____ boxes in total.

Name: _____

Date: _____



How many cherries are there altogether?

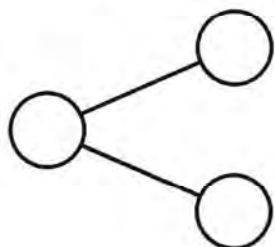
$$\underline{\hspace{2cm}} + 3 = \underline{\hspace{2cm}}$$

There are _____ cherries altogether.

4. Fill in the missing numbers.

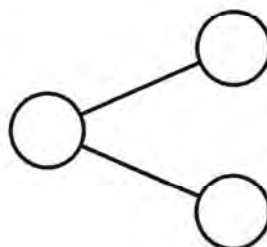
a) $4 + 5 = \underline{\hspace{2cm}}$

$$5 + 4 = \underline{\hspace{2cm}}$$



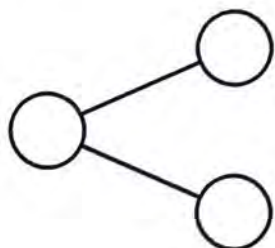
b) $6 + 1 = \underline{\hspace{2cm}}$

$$\underline{\hspace{2cm}} + 6 = \underline{\hspace{2cm}}$$



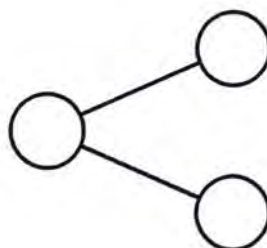
c) $2 + 4 = \underline{\hspace{2cm}}$

$$4 + \underline{\hspace{2cm}} = \underline{\hspace{2cm}}$$



d) $8 + 0 = \underline{\hspace{2cm}}$

$$\underline{\hspace{2cm}} + \underline{\hspace{2cm}} = 8$$



2

Unit 3 Lesson 1: Understanding 'more'

More Practice

1. Fill in the missing numbers.

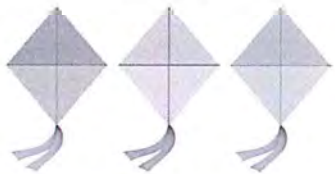
There are 8 balloons.

Add _____ more.

There are _____ balloons altogether.



2. Draw. Complete the addition sentence.

<p>3 kites</p> 	<p>Draw 3 more kites.</p>
--	---------------------------



$$3 + 3 = \underline{\hspace{2cm}}$$

3. Read the number story.

Then, fill in the missing numbers.

There are 5 ducks in the pond.

2 more join them.



$$5 + \underline{\hspace{2cm}} = \underline{\hspace{2cm}}$$

There are _____ ducks in the pond now.