

Set 1

Day 3

MORNING MEETING VIDEO

SeeSaw

MORNING FITNESS

30-minute outdoor brisk walk – take a walk outside to get your body ready for a great day.

LITERACY

Morning Reading

Each morning have your child read a book to you of their choice. Encourage them to use reading strategies such as sounding out, chunking, pointing to the words, looking at the pictures, flip the vowel sound (short and long) and re-reading.

Reading

Comprehension – Human Histories: Helpful Heroes

In this article, children learn about different people around the world who have dedicated their lives to helping others. Children read the article and then use the worksheet to answer comprehension questions related to what they have read – a great activity to check for understanding of the text.

Brain Break – The Bean Game

The whole family will enjoy this fun active game! Each card explains a different type of bean: baked bean, runner bean, broad bean, refried bean, jelly bean, string bean and chilli bean. All beans are described using have different active movements. One player picks up a task card that shows a type of bean and everyone needs to suddenly stop and make that movement. Take this game outdoors for some fresh air!

Spelling

Look, Cover, Say, Write & Check

Use List 10 of the High Frequency Words and practise using LSCWC on the attached sheet.

CRUNCH & SIP

LITERACY

Writing

Editing Task Cards

Use the editing task cards to find spelling errors and missing punctuation. Encourage your child to find and circle the spelling mistakes and add missing punctuation. Each task card tells you how many they should be looking for. Once they have completed this – they can re-write the passage correctly in their journals. Complete 2–5 depending on your child's focus level.

LUNCH

MINDFULNESS

Mindfulness: Cosmic Yoga (<https://www.youtube.com/watch?v=LhYtcadR9nw>)

NUMERACY

Basic Facts

Roll and Write Addition

Roll two dice and add the two numbers together. Please use the link for virtual dice if needed:

<https://www.virtualdiceroll.com/2/en/two-dice>

Mathematics Activity

PRIME Unit 1 Lesson 1: Length in Informal Units

Complete the worksheet for Lesson 1, measuring length in informal units activity.

AFTERNOON RECESS

SCIENCE


Read about the Emperor Penguin using the attached information sheet. Answer the questions by ticking a box. Check and go through your child's answers.

Human Histories

Helpful Heroes

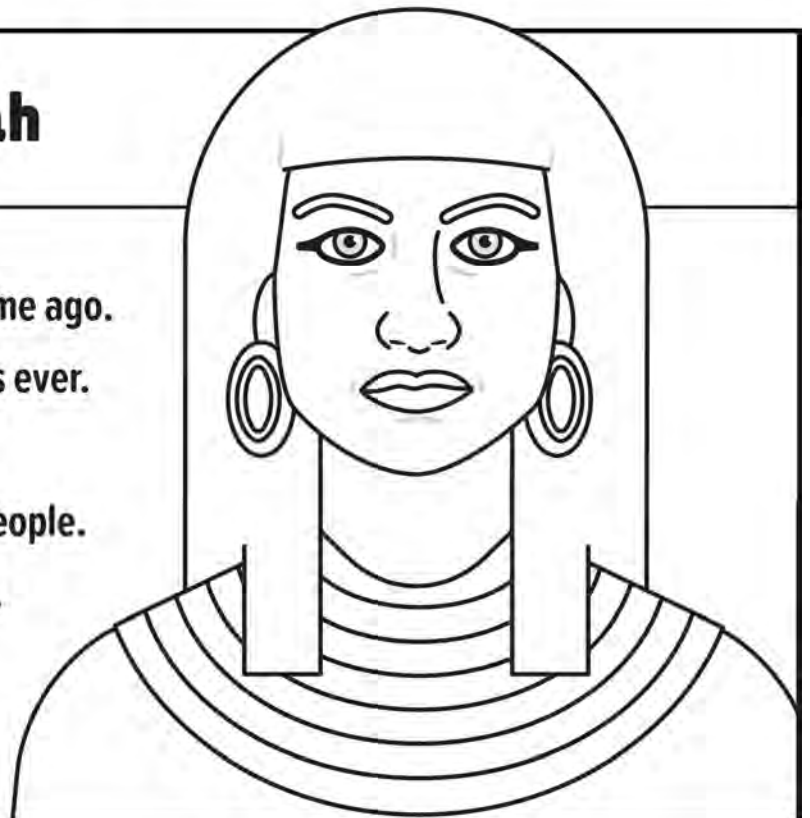
Police Officer: Kiran Bedi

She was the first policewoman in India.
She was a tennis star.
Then she was a police officer for 35 years.
She helped stop crime.
She made people feel safe.



Doctor: Merit-Ptah

She was a doctor in Egypt a long time ago.
She was one of the first girl doctors ever.
Her job was to look after the king.
She told other doctors how to fix people.
There is art of her all around Egypt.



Human Histories

Helpful Heroes

Vet: James Herriot


He was born in England in 1916.

He was a vet. A vet is a doctor for animals.

He loved to write.

He wrote books about pets and their owners.

People liked to read his books.



Fireman: Vladimir Pravik

He was born in Ukraine in 1962.

He was a fireman.

He put out a big fire that was very unsafe.

He helped save the city.

He was very brave.



Name: _____

Date: _____

Human Histories: Helpful Heroes

Questions

1. In the text, who was your favourite hero?

2. What did they do that you thought stood out?

3. Who is a helpful hero in your life? How do you know them?

4. What do they do that makes them a hero to you?

5. Draw a picture of your helpful hero.

The Bean Game

The Bean Game is a fun and active game that can be used at the beginning of any lesson or at any time when your class needs a brain break. This game encourages the development of listening skills, cognitive processing skills, physical activity and social skills.

Players

Whole class or small group

Equipment

A set of bean flashcards

Preparation

• Before starting the game, show and discuss each of the bean flashcards:

- baked bean
- runner bean
- broad bean
- refried bean
- jelly bean
- string bean
- chilli bean.

• Model each bean shape or movement. Ask the students to copy and rehearse the different bean actions.


• When the students are familiar with each bean action, rehearse the game by calling out different bean types and encouraging the students to respond by making the bean shape or movement.

How to Play

1. Ask the students to move carefully and silently around a safe, open space (walking or jogging) and to listen carefully for the 'bean call'.
2. As soon as they hear the 'bean call', ask the students to make the shape or movement of the corresponding bean as quickly as they can.
3. As students become more confident and more familiar with the different bean actions, increase the pace of the game.

Differentiation


- Support less confident students by holding up the bean flashcards when making the 'bean call'.
- Encourage less confident students to work with a partner.
- Encourage more confident students to experience being the 'bean caller'.



©teachstarter

String Bean


Stretch up and make a tall, thin shape with your body like a piece of string.



©teachstarter

Chilli Bean


Hop from one foot to the other like you are treading on hot coals.



©teachstarter

Runner Bean


Run on the spot like a runner.



©teachstarter

Broad Bean

Spread out your arms and legs to make a broad and wide shape.



©teachstarter

Jelly Bean


Wobble your body like wobbly jelly.



©teachstarter

Refried Bean

Move your hands, arms and legs quickly like you are being fried on a frying pan.



©teachstarter

Baked Bean

Curl up on the ground like a small baked bean.

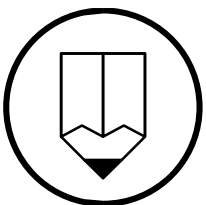


Look, Say, Cover

Write and Check

Write and Check

Write and Check



1

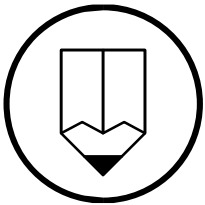
New House

3

Mary's Birthday Party


jane and i went to a birfday party on
Saturday. It was held at Splash Waterpark.
we all bought an ice creme

Find 2 spelling mistakes.
Add 3 capital letters and 1 full stop.



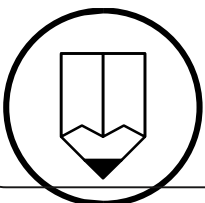
4

King Kong and Fred the Frog



king Kong has a pet frogg. The name of his
frog is Fred. king Kong and Fred live in a
castle calld Ruby Castle

Find 2 spelling mistakes.
Add 2 capital letters and 1 full stop.




5

A Day at the Beach


my famliy were going to the beach. mum
asked me to pack my bag the night befor. i
packed a towel, sunscreen, a ball and a
bottle of water

Find 2 spelling mistakes.
Add 3 capital letters and 1 full stop.



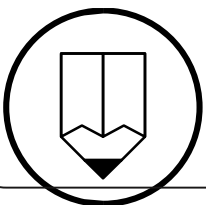
6

Fantastic Fruit



you should be eating fruit evryday. pears,
apples and bananas are great to take to
skool in your lunchbox

Find 2 spelling mistakes.
Add 2 capital letters and 1 full stop.



2.

Name: _____


Date: _____




Unit 1 Lesson 1: Measuring and comparing lengths in informal units

More Practice

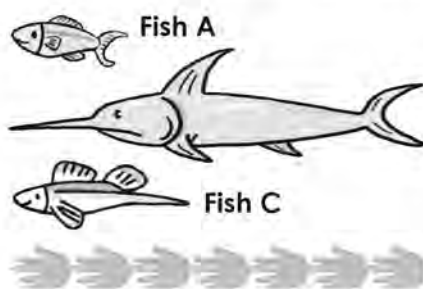
Fill in the blanks.

1. Each  stands for 1 unit.



- a) The length of the bread knife is about _____ units.
- b) The length of the sandwich is about _____ units.
- c) The length of the fork is about _____ units.
- d) The _____ is the shortest.
- e) The sandwich is _____ units shorter than the fork.

Each  stands for 1 unit.



- a) The length of Fish A is about _____ units.
- b) The length of Fish B is about _____ units.
- c) The length of Fish C is about _____ units.
- d) Fish B is _____ units longer than Fish A.

_____,
(longest)

, _____

Fish B

e) Arrange the fish in order.
Begin with the longest.

Compare and order several shapes and objects based on length, area, volume and capacity using appropriate uniform informal units (ACMMG037)

211B

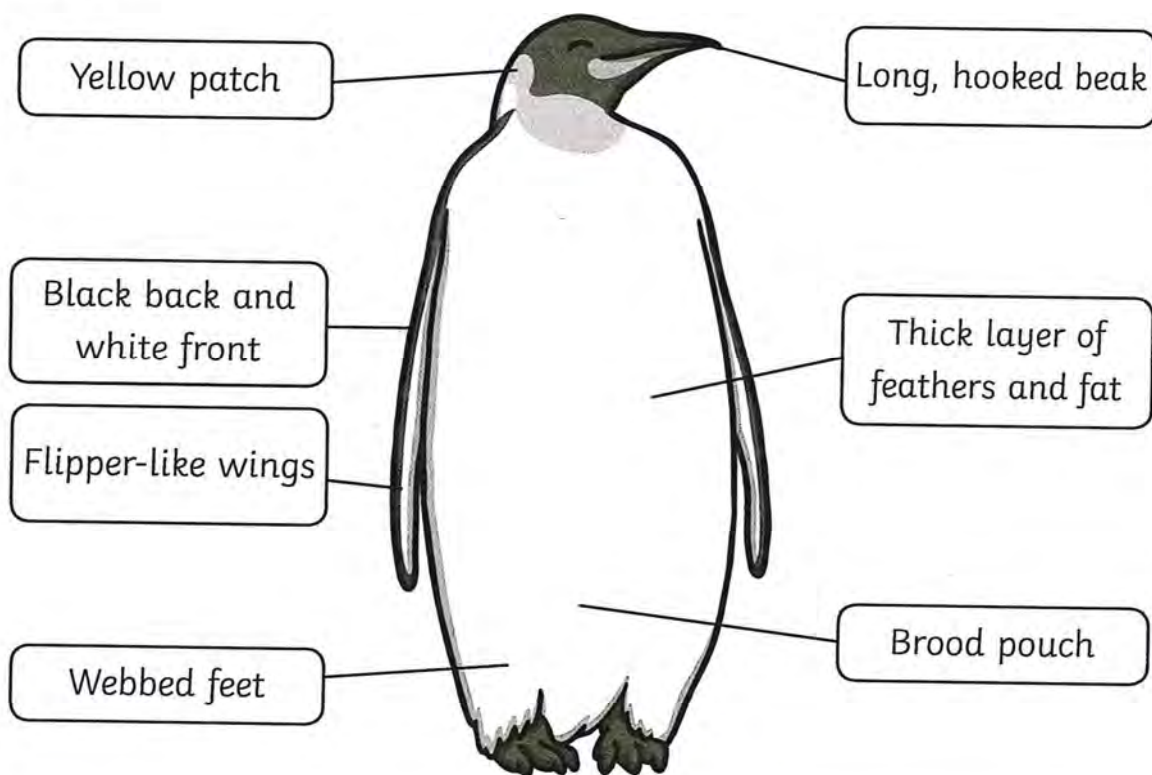
The Emperor Penguin

The emperor penguin is the largest penguin in the world. Penguins are birds but they cannot fly. They use their wings to help them swim.

Habitat

They live in Antarctica and it is very cold. Emperor penguins live together in a big group (a colony) so that they can keep warm.

Body



Did you know...?

- The female lays an egg and passes it to the male. He keeps it warm all winter in his brood pouch.
- Adults can grow up to 130cm.
- They can swim underwater for up to 22 minutes.

Questions

1. Which of these is true about the emperor penguin? Tick **one**.
 - ☐ the largest animal in the world
 - ☐ the largest penguin in the world
 - ☐ the smallest penguin in the world
2. What is their habitat like? Tick **one**.
 - ☐ It is very cold.
 - ☐ It is very warm.
 - ☐ It has a yellow patch.
3. What is a big group of penguins called? Tick **one**.
 - ☐ a brood pouch
 - ☐ a habitat
 - ☐ a colony
4. Look at the **Did You Know...?** section. What does the female do with the egg? Tick **one**.
 - ☐ She keeps it warm all winter in her brood pouch.
 - ☐ She passes it to the male.
 - ☐ She has webbed feet.
5. How long can emperor penguins swim underwater? Tick **one**.
 - ☐ for up to 22 minutes
 - ☐ for up to 22 days
 - ☐ for up to 130cm

Something Extra?

- + Watch 'March of the Penguins Official Trailer #1' on YouTube.
 - + Learn how to draw a penguin on YouTube.
 - + Make a list of different animals that lay eggs.
-